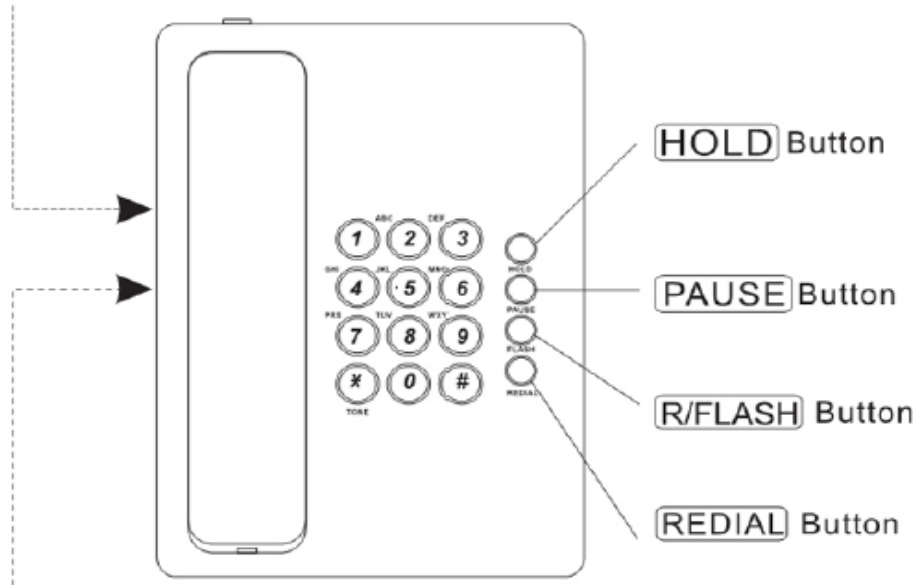
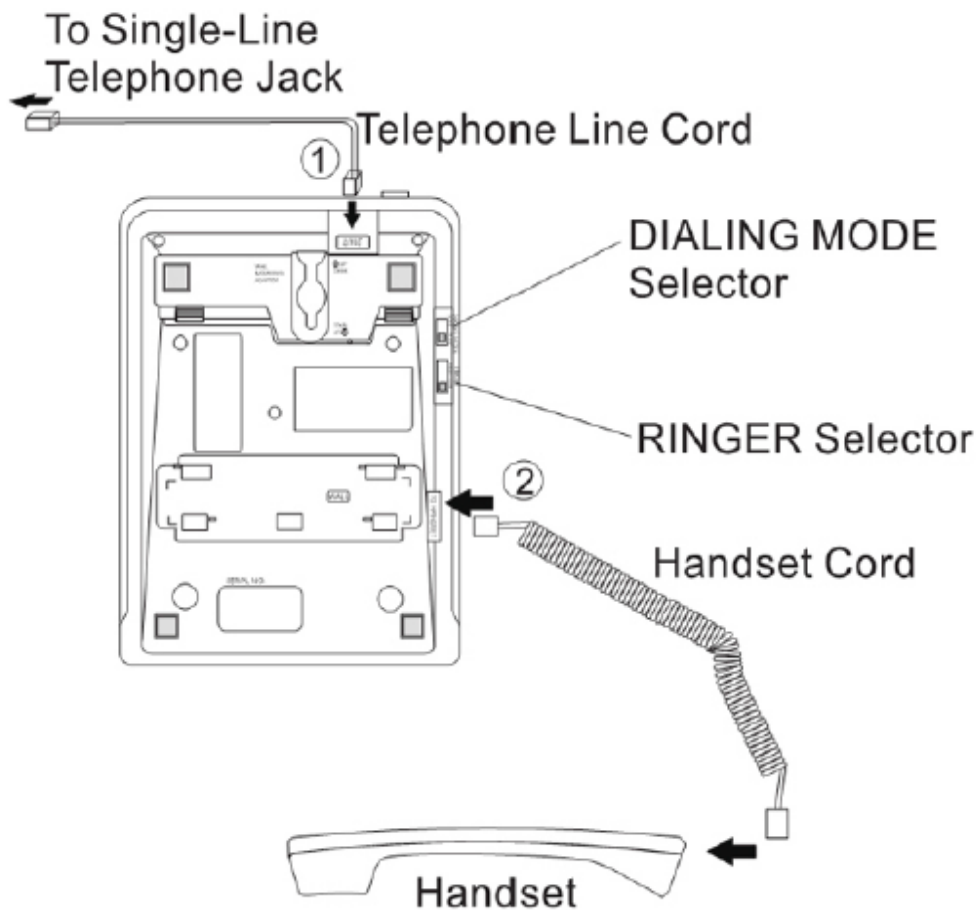


Product Detail

DIALING MODE Selector



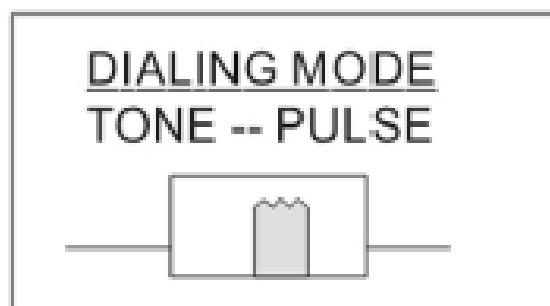
RINGER Selector





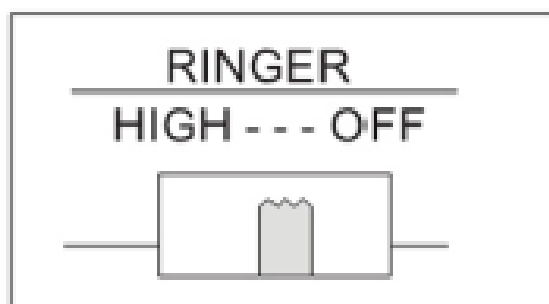
Set the DIALING MODE selector to TONE.

If you cannot dial, set to PULSE



Set the RINGER selector to HIGH, LOW .

(EX. "LOW" is selected.)



When set to OFF, the unit will not ring.

## Making Calls

- 1 Lift the handset.
- 2 Dial a phone number.  
If you misdial, hang up and start again from step 1.
- 3 When finished talking, hang up.

### To redial the last number dialed

Lift the handset. ➡ Press **REDIAL**.

## Answering Calls

- 1 When the unit rings, lift the handset.
- 2 When finished talking, hang up.

## Other Functions

- 1 Press **R/FLASH** to auto-hang up.
- 2 Press **HOLD** to hold a call.
- 3 Press **PAUSE** to add in a pause.